




PRODUCT SPECIFICATIONS

THERMAL BLANKETS FOR CAT 797F (C175-20)

**EXHAUST
TECH SHEET
AVAILABLE**



THERMAL BLANKETS FOR CAT 797F

Aletek's thermal blankets reduce the surface temperature of engine components to reduce the risk of fire. Our blankets for Cat 797F are tailor-made to reduce the risk of burns and mitigate engine fires.

- Essential for fire mitigation on Cat mobile mining equipment
- Worker safety and protection of your investment in people
- Less engine fires, site shutdowns and insurance premiums
- Quick-fit springs are pre-fitted for faster installs and perfect tension
- Lobster-back design for superior fitment on pipe bend sections
- Designed from 3D scans



Tailor-made for a snug fit



Non-itch silica insulation



Quick-fit springs



Essential for fire mitigation



Australian made



Thermal blankets are integral for effective fire mitigation in engine bays



Decrease outer surface temperatures for reduced fire risk and ignition hazards



Faster and easier installs backed by superior product design



GLOBAL HEAD QUARTERS
 Queensland, Australia
 T 1300 886 628
 sales@aletek.com.au
 www.aletek.com.au

AUSTRALIA
 New South Wales
 Queensland
 Victoria
 Western Australia

USA
 Arizona
 California
 Utah

STH AMERICA
 Chile
 Colombia
 Peru

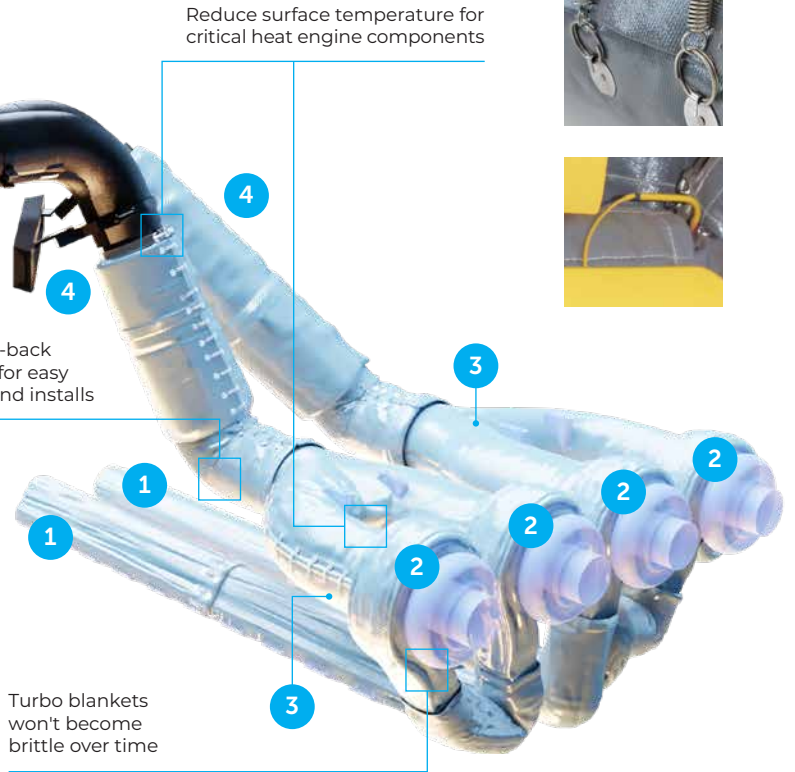
INDONESIA
 Kalimantan



PRODUCT SPECIFICATIONS

THERMAL BLANKETS FOR CAT 797F (C175-20)

THERMAL BLANKET COMPONENTS



THERMAL BLANKET SPECS

Integration	Tailor-made, direct-fit to engine pipes, turbos, etc
Safety	Reduced surface temp. for fire mitigation, less burn risk
Specifications	Silica-reinforced outer, non-itc silica insulation, silica cloth inner with s/steel mesh
Design Features	Quick-fit springs, fast installs, snug fit, maximum coverage
Part No.	103-791 (Complete Kit)
Aletek Drawing	ALE-3496 (Serial LAJ)



1 MANIFOLD BLANKETS

Design Features	Manifold to turbo collar removes gaps
Safety	Heat insulation and lower surface temps
Part No.	139-170 (Group)



3 JUNCTION BLANKETS

Design Features	Reinforced edge for bracket-holes
Safety	Tailor-made for maximum coverage
Part No.	126-519 (Group)



2 TURBO BLANKETS


Design Features	Sewn collars (turbo to engine pipe)
Safety	Place oil line outside turbo blanket
Part No.	142-494 (Group)



4 ENGINE PIPE BLANKETS

Design Features	Quick-fit springs for install and removal
Safety	Fish scale design so liquids/fluid/debris can run off
Part No.	191-460 (Group)

DIRECT-FIT EXHAUSTS AVAILABLE



EXHAUST PARTS FOR CAT 797F

Integration	Direct-fit replacement
Specifications	2mm steel, powder-coated finish
Compatibility	Components interchange with OEM
Muffler P/N	237-405 (each)
Engine Pipe P/N	1A 293-748 1B 242-179
Bellows/Clamp P/N	2A 260-549 2B 307-269
Manifold/Turbo Blw	See exhausts tech sheet
Install Hardware	See drawing ALE-082